



LIGUE DES BIBLIOTHÈQUES EUROPÉENNES DE RECHERCHE  
ASSOCIATION OF EUROPEAN RESEARCH LIBRARIES

# Europeana Newspapers Workshop

Marieke Willems, LIBER

Mail: [marieke.willems@kb.nl](mailto:marieke.willems@kb.nl)

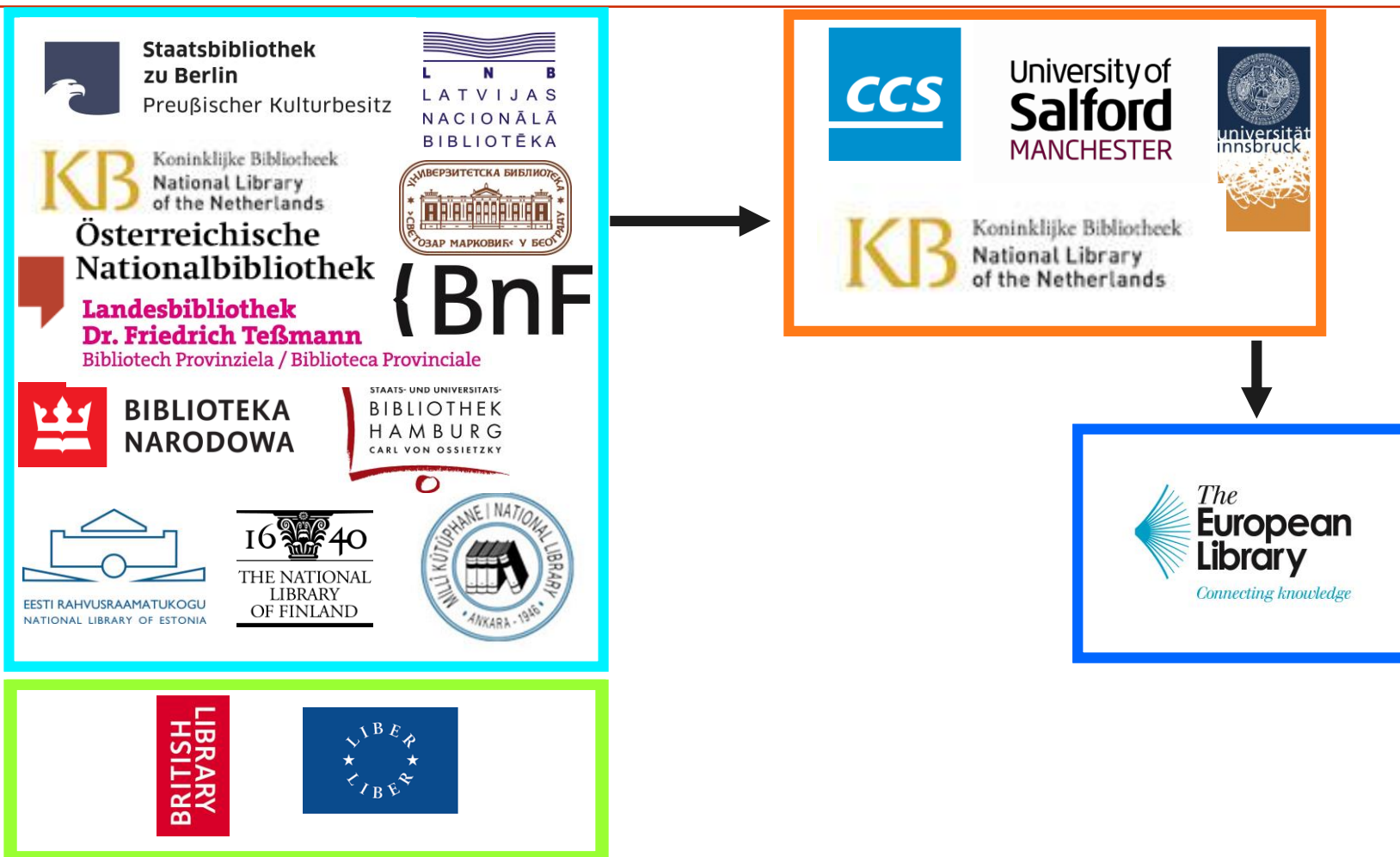
LIBER2013, Munich, June 26th, 2013

# Europeana Newspapers Project


**Best Practice Network that aims at making 18 million digitised historical newspaper pages available via one aggregator. 10 million of these pages will be fully searchable and retrievable.**

**Values: European cultures & sharing best practices**  
**Adding value: improving accessibility & availability**

# Who



# Recently associated



Národní knihovna  
České republiky



# Why Newspapers

- Newspapers are an everyman's source of information
- “Newspapers represent normal life in its own native locality”

*“the newspaper and the historian”  
Lucy Maynard Salmon (1923)*




Image: Nationaal Archief The Netherlands



# The challenges.....


## Newspapers were not ment to be preserved...

- frail and crumbly paper
  - missing edition
  - incomplete supplements
  - poorly bound
  - fading ink
  - different fonts
  - legal uncertainties
- with contemporary material



# How

**Vast amount of digitised historical newspaper pages from 12 European libraries with different cultures and languages.**



# How

## Drastically improve search and retrieve possibilities:

- OCR
- Search per article
- Search Named Entities
  - Places
  - Persons
  - Organisations



Image: KB



# How

## Quality assessment and evaluation tools for individual libraries to improve OCR



# How

## Metadata alignment & recommendations




Image: Ukenaut

# How

## Building a content browser for newspapers

The screenshot shows the 'The European Library' website interface. At the top left is the logo with the tagline 'Connecting knowledge'. A search bar contains the text 'search all TEL database'. A yellow callout box with an arrow points to this search bar, stating: 'This is the generic navigation on TEL site'.

Below the search bar is a breadcrumb trail: 'Home > Newspapers > ...'. To the right are links for 'Help!' and 'About'.

The main search area includes a text input field with the placeholder 'enter term to search newspapers', radio buttons for 'Text' and 'Titles', a 'Country' dropdown menu, 'from' and 'to' date pickers, and a 'Search!' button. A yellow callout box with an arrow points to these controls, stating: 'These boxes along the top allow searching for text, whether as in ocr'd text or a title. Drop down menus will limit country and date.'

Below the search area is a 'Top Five Titles' list with a 'See All Titles' link. To the right of this list is a calendar for 'FEB 2008' and a map of Europe. A yellow callout box with an arrow points to these three elements, stating: 'These three boxes will allow BROWSE functionality, by TITLE, DATE and COUNTRY. TEL will work on this second'.

At the bottom left is a cover-flow carousel showing newspaper thumbnails. A yellow callout box with an arrow points to it, stating: 'This cover-flow carousel will give the user opportunity to explore the collection'.

:S

# How

## Share Best Practices via

1. [www.europeana-newspapers.eu](http://www.europeana-newspapers.eu)
2. Social Media
3. Workshops and national information days



Image: Australian National Maritime Museum



# Join us at....

---

## Workshop Aggregation and Presentation

Joint conference The European Library, Europeana Newspapers, ARROW, CENDARI, Europeana Collections 1914-1918  
16-17th of September 2013, Amsterdam

Workshop Newspapers in Europe and the digital agenda for Europe.  
29-30 September 2014, British Library, London

## Latvian Information Day

22 August 2013, Riga



# Best Practice Sharing at this Workshop

1. Europeana Newspapers shares with you:
  - The extent of newspaper digitisation in European Libraries
  - Refinement
  - Quality Assessment
  - Metadata
2. You share with your neighbour during the Buzz
3. We all share best practices, ideas and challenges during the panel discussion


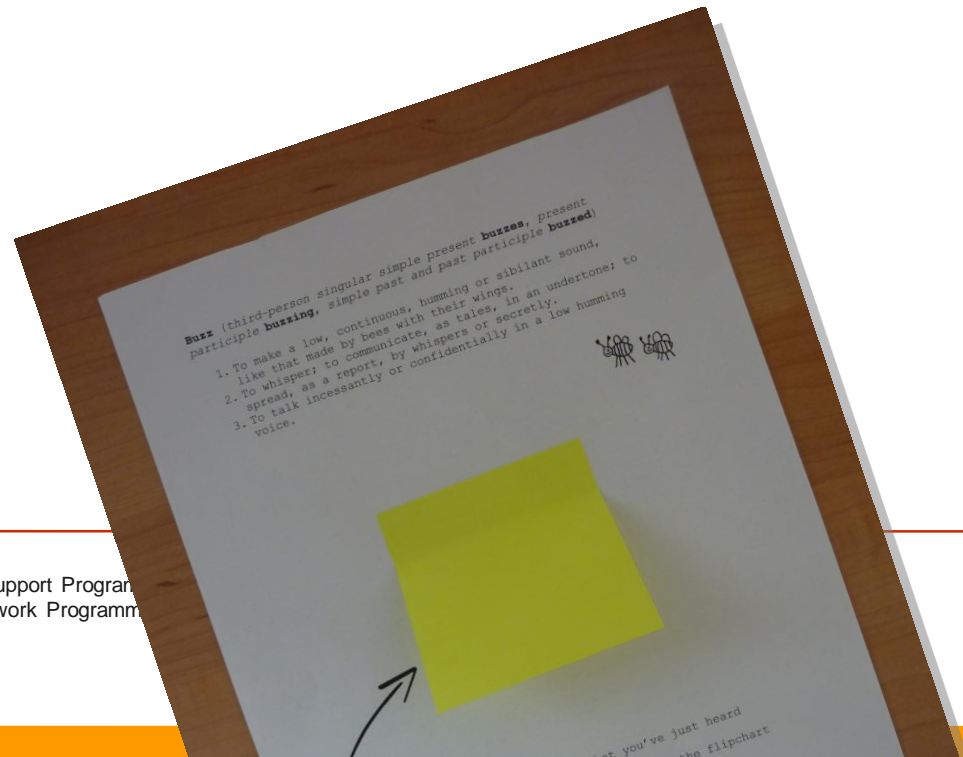


Image from Library of Congress

# What is this Buzz-thing?

At the very end of the project presentations:

- 1. Look at one of your neighbours** (preferably one you do not know yet)
- 2. Take 3 minutes to discuss what you've just heard**
- 3. Take your post-it and write down 1 question for the discussion panel** (2 if you are very fast)



# Ready to share?

## Post your questions on the flipchart



Image from Gene Hunt



---

# Thank you for your attention!

<http://www.europeana-newspapers.eu/>

@eurnews, #eurnewsWS

Share your Best Practices with us via:

And sign up for our newsletter!